



THINK LINK.

## Enterprise Chamber of Commerce, Inc.

---

Krista,

I've given you pricing for full slots & .5 slots monthly & daily. Let me know if you need any additional information.

Thank you!!

Christy

A stylized white graphic of a building facade with a grid pattern. A dark blue rounded rectangle with the word "Link" in white is positioned on the right side of the building, appearing as if it's a sign on the building.

Krista Hooper


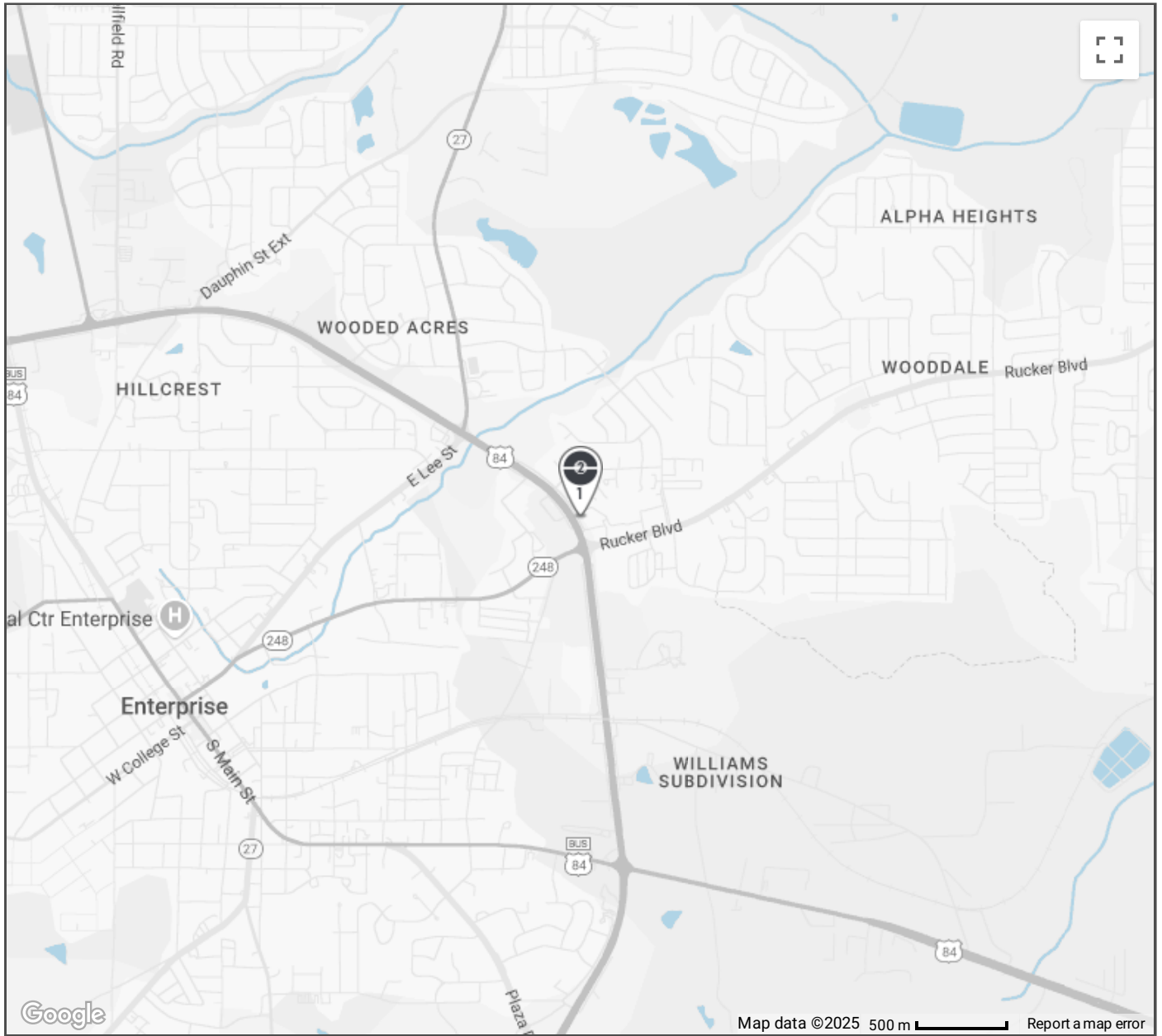
553 Glover Ave., Enterprise, AL 36331  
info@enterprisealabama.com  
334-347-0581

---

ROBERT EDMONDS | ACCOUNT EXECUTIVE  
redmonds@linkmediaoutdoor.com  
(Cell) 334-221-7948

## Enterprise Chamber of Commerce, Inc.

Proposal 25693











Robert Edmonds | Account Executive

redmonds@linkmediaoutdoor.com | (Cell) 334-221-7948



# Enterprise Chamber of Commerce, Inc.

Proposal 25693

Face ID	Market	Facing	Read	Size	Illum	Weekly	Rate	Start	End	Icon
1	AL.17N.LR.DIG (Digital) Boll Weevil Circle 0.07 mi n/o Rucker Blvd E/S, N/F, 1 Slot [Geopath#: 30906802]	Montgomery (Selma) / North	LR	12' x 25'	Yes	55.5K†	\$850.00 (31.3244/-85.8315)	05/07/20	06/03/20	
1	AL.17S.RR.DIG (Digital) Boll Weevil Circle 0.07 mi n/o Rucker Blvd E/S, S/F, 1 Slot [Geopath#: 30906809]	Montgomery (Selma) / South	RR	10'6 x 36'	Yes	85.2K†	\$1200.00 (31.3244/-85.8315)	05/07/20	06/03/20	
1	AL.17N.LR.DIG (Digital) Boll Weevil Circle 0.07 mi n/o Rucker Blvd E/S, N/F, .5 Slot [Geopath#: 30906802]	Montgomery (Selma) / North	LR	12' x 25'	Yes	55.5K†	\$425.00 (31.3244/-85.8315)	05/07/20	06/03/20	
1	AL.17S.RR.DIG (Digital) Boll Weevil Circle 0.07 mi n/o Rucker Blvd E/S, S/F, .5 Slot [Geopath#: 30906809]	Montgomery (Selma) / South	RR	10'6 x 36'	Yes	85.2K†	\$600.00 (31.3244/-85.8315)	05/07/20	06/03/20	
1	AL.17N.LR.DIG (Digital) Boll Weevil Circle 0.07 mi n/o Rucker Blvd E/S, N/F, 1 Slot [Geopath#: 30906802]	Montgomery (Selma) / North	LR	12' x 25'	Yes	55.5K†	\$30.00 (31.3244/-85.8315)	05/02/20	05/02/20	
1	AL.17S.RR.DIG (Digital) Boll Weevil Circle 0.07 mi n/o Rucker Blvd E/S, S/F, 1 Slot [Geopath#: 30906809]	Montgomery (Selma) / South	RR	10'6 x 36'	Yes	85.2K†	\$43.00 (31.3244/-85.8315)	05/02/20	05/02/20	
1	AL.17N.LR.DIG (Digital) Boll Weevil Circle 0.07 mi n/o Rucker Blvd E/S, N/F, .5 Slot [Geopath#: 30906802]	Montgomery (Selma) / North	LR	12' x 25'	Yes	55.5K†	\$15.00 (31.3244/-85.8315)	05/02/20	05/02/20	
1	AL.17S.RR.DIG (Digital) Boll Weevil Circle 0.07 mi n/o Rucker Blvd E/S, S/F, .5 Slot [Geopath#: 30906809]	Montgomery (Selma) / South	RR	10'6 x 36'	Yes	85.2K†	\$21.50 (31.3244/-85.8315)	05/02/20	05/02/20	

NOTES

† Geopath Weekly Impressions 0+. The Geopath Audience Location Measurement<sup>SM</sup> data is provided by GeoPath, Inc. New York, New York. ©Copyright 2025, All Rights Reserved.

Robert Edmonds | Account Executive

redmonds@linkmediaoutdoor.com | (Cell) 334-221-7948



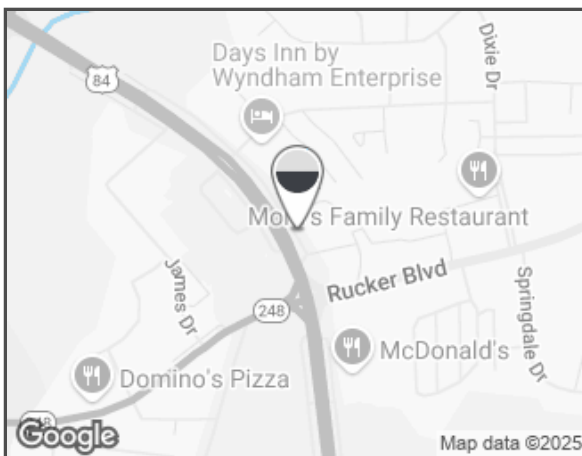
## Enterprise Chamber of Commerce, Inc.

Proposal 25693

Face ID: AL.17N.LR.DIG



### Boll Weevil Circle 0.07 mi n/o Rucker Blvd E/S, N/F



### Illuminated Digital

1

City: Enterprise, AL 36330

Face ID: AL.17N.LR.DIG

Facing: North (LR)

Latitude/Longitude: 31.3244/-85.8315

Digital Face Size: 12' x 25'

Geopath Spot#: 30906802 Geopath Weekly Impressions 0+: 55,548  
\$850 / 4 week Period (Rate is based on 1 4-week period.)

The Geopath Audience Location Measurement<sup>SM</sup> data is provided by GeoPath, Inc. New York, New York. ©Copyright 2025, All Rights Reserved.

Robert Edmonds | Account Executive

redmonds@linkmediaoutdoor.com | (Cell) 334-221-7948



Enterprise Chamber of Commerce, Inc.

Proposal 25693

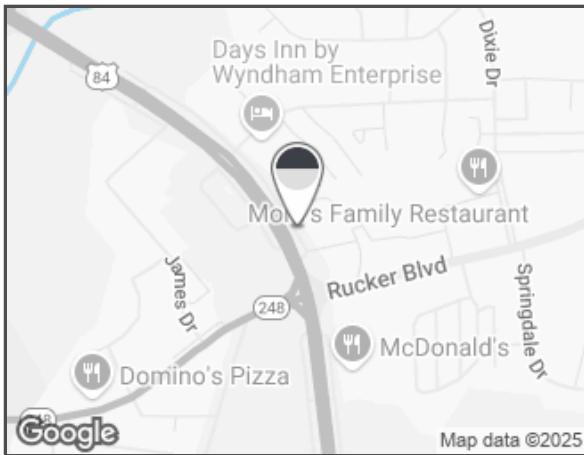
Face ID: AL.17S.RR.DIG



**Boll Weevil Circle 0.07 mi n/o Rucker Blvd E/S, S/F**

Illuminated Digital

1



City: Enterprise, AL 36330  
 Face ID: AL.17S.RR.DIG  
 Facing: South (RR)  
 Latitude/Longitude: 31.3244/-85.8315  
 Digital Face Size: 10'6 x 36'  
 Geopath Spot#: 30906809 Geopath Weekly Impressions 0+: 85,175  
 \$1200 / 4 week Period (Rate is based on 1 4-week period.)

The Geopath Audience Location Measurement<sup>SM</sup> data is provided by GeoPath, Inc. New York, New York. ©Copyright 2025, All Rights Reserved.

Robert Edmonds | Account Executive

redmonds@linkmediaoutdoor.com | (Cell) 334-221-7948

